



Training on LOHR car carriers



Do you want to master the essential techniques to intervene autonomously on «Lohr Car Carriers» equipment? **This training course will teach you** the proper repair techniques, the right repair methods, as well as the fundamental basics in hydraulics, electricity, and mechanics.

Upon completion of this training, you will be able to confidently perform maintenance and troubleshooting interventions on our specialized equipment. **Come and develop your technical skills and gain efficiency in the field!**

Content



Maintenance

- Explanation of the LOHR range of vehicles
- Explanation of the various maintenance levels and intervals
- Check wear level of various components
- Different types of lubrication, greasing



Lifting systems

- Different types of lifting systems
- Identification of the versions
- Wear check procedures



Hydraulics

- Safety rules prior to any operation
- The various components of a hydraulic circuit (pump, ram, control valves)
- Functioning and specifics of the various models



Coupling

- Various versions
- Maintenance intervals
- Wear control methods
- Torques



Electric

- Presentation of all components
- Analysis of the car carrier diagrams
- Repair methodology



Practical case study





- Breakdown simulations and practical search



Risks and prevention

- Risk assessment on LOHR car carriers maintenance

**TARIFFS
2026
690€
per trainee**

Training	Date	Location	Spots available
	June 1 to 2, 2026	LOHR Service Duppigheim	8
	November 2 to 3, 2026	LOHR Service Duppigheim	8
	June 3 to 4, 2026	LOHR Service Duppigheim	8
	November 4 to 5, 2026	LOHR Service Duppigheim	8

Pedagogic material

- Adapted notes/LOHR and components suppliers documentation and practical work on equipment.
- Validation of skills: Trainee Certificate
- Equipment required: None



ZA de la Bruche
67120 - DUPPIGHEIM
FRANCE
Tel. : +33 3 88 38 98 00
www.lohrservice.com

